

# Honeywell

FED. MFG. CODE 91929

## SWITCH-BASIC

CATALOG LISTING

V7-6C17D8-057

CW-C6021

CATALOG LISTING  
V7-6C17D8-057

ISSUE  
**M**

7

REPLACES

RELEASE NO. PR-16980

CHECK

REVISIONS

A	PR 16980	11 JUL 08
	WJM	16 DEC 88
B	CO65788	
	JAS	7 AUG 89
C	CO66350	
	JAP	20 SEP 89
D	CO 76418	
	DCS	9 DEC 93
E	CO 0019335	
	SV	22 FEB 06
F	0041190	
	PK	11 JUL 08

11 JUL 08

ASD

CHECK

JAP

8 DEC 88

CHECK

JAP

8 DEC 88

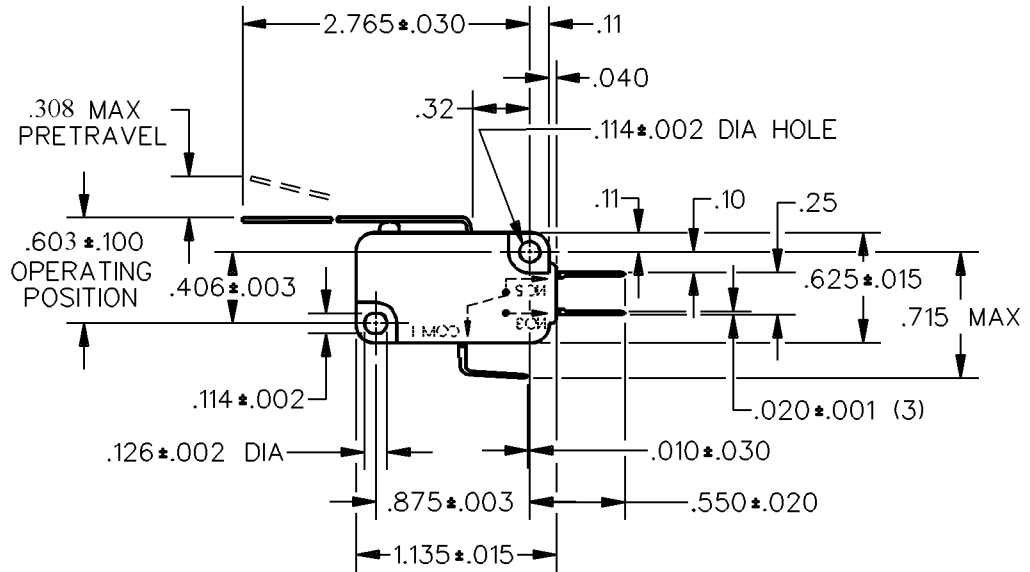
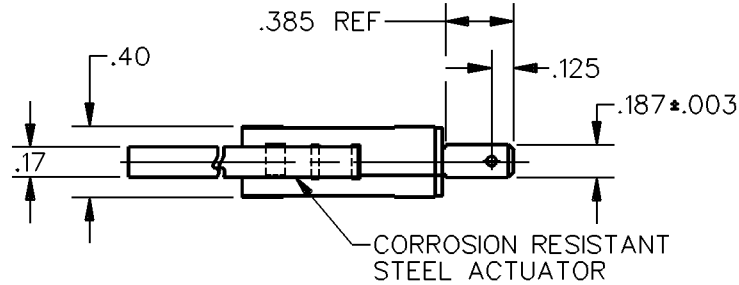
CHECK

WJM

8 DEC 88

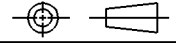
RASTER

DRAWN



THIS DRAWING COVERS A PROPRIETARY ITEM AND IS THE PROPERTY OF HONEYWELL. THIS DRAWING IS NOT TO BE COPIED OR USED WITHOUT THE APPROVAL OF HONEYWELL.

THIRD ANGLE PROJECTION



CHARACTERISTICS

OPERATING FORCE — — — — 4 OZ MAX  
DIFFERENTIAL TRAVEL — — — .067 MAX  
OVERTRAVEL — — — — — .145 MIN  
RELEASE TRAVEL — — — — — .035 MIN

ELECTRICAL DATA

CONTACT ARRANGEMENT  
S P D T  
  
15.1A 1/2HP 125, 250, 277 VAC  
1/2A 125 VDC; 1/4A 250 VDC  
5A 125 VAC "L"

L215



SCALE

- DO NOT SCALE PRINT

UNLESS OTHERWISE SPECIFIED TOLERANCES ARE

ONE PLACE (.0)	±.030
TWO PLACE (.00)	±.015
THREE PLACE (.000)	±.005
ANGLES	±

WEIGHT